





# Architectural Grille

## AG40

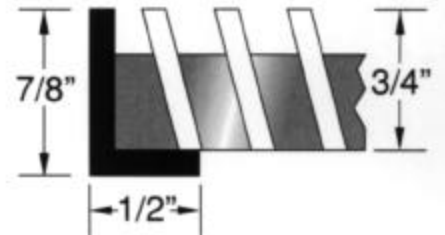

Grille Model

- Weld - Lock constructed for maximum durability
- Access doors available (location must be specified)
- 16° Deflection
- Custom sizes and shapes can be made to specifications

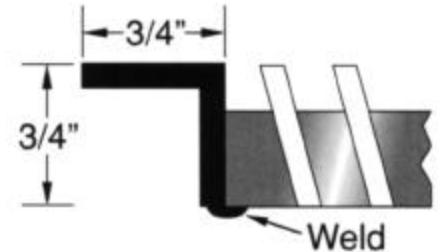

### AG 40 Core Only



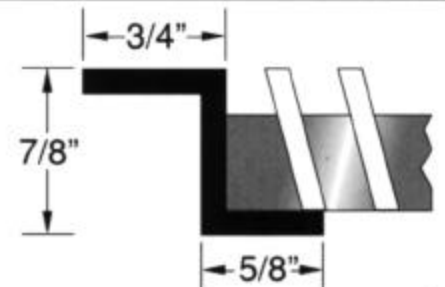

### AG 40 A Frame



### AG 40 B Frame



### AG 40 C Frame



#### MATERIALS

Aluminum  
Brass  
Bronze  
Stainless Steel

#### FINISHES

Satin, Mirror Polish, Primed, Anodized Colors, Baked Enamel Colors  
Satin, Mirror Polish, Statuary Bronze  
Satin, Mirror Polish, Statuary Bronze  
Satin, Mirror Polish

**For more information call 718-832-1200**